

RPS 0 - 10 bar and RPD 0 - 10 bar Grundfos Direct Sensors[™]

Direct sensors for temperature and relative pressure measurement



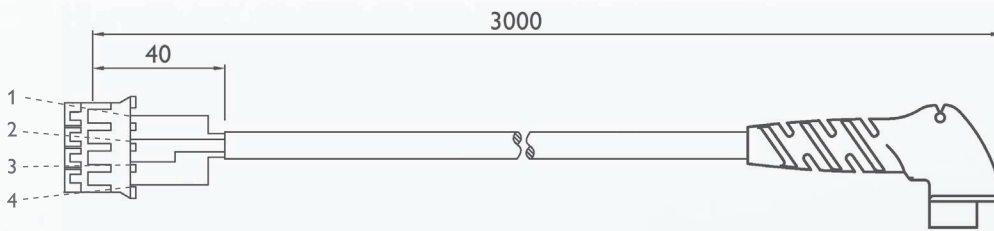
The analogue RPS and digital RPD Grundfos Direct Sensors[™] measure the temperature and the relative pressure with one single measuring element. They are ideally suited for leakage and overpressure monitoring.

The RPD 0-10 bar Grundfos Direct Sensor[™] transmits the measured values directly via the RESOLVBus[®] protocol.

Grundfos Direct Sensors[™] can be used in aggressive fluids as well as in domestic water and thus are ideal for solar thermal and heating systems.

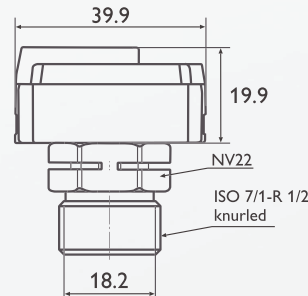
- ✓ Available in digital (RPD) and analogue (RPS) versions
- ✓ One sensor, two measured quantities
- ✓ Incl. fitting and connection cable
- ✓ Ultra-fast and precise measurement through direct fluid contact
- ✓ No moving parts - no mechanical wear
- ✓ Direct communication via the RESOLVBus[®] (RPD only)

Technical data



Pin configuration

	RPS 0-10 bar	RPD 0-10 bar	
1	Temperature signal (0.5 ... 3.5 V relative to Pin 3)	RESOLVBus® A (Master)	Yellow
2	Pressure signal (0.5 ... 3.5 V relative to Pin 3)	RESOLVBus® B (GND)	White
3	GND (0V)	GND (0V)	Green
4	Power supply (+ 5V $\overline{\text{---}}$), PELV	Power supply (+ 5.5 V $\overline{\text{---}}$), PELV	Brown



Protection type

IP20

Sensor fitting

Material: stainless steel 1.4408

Cable

Insulation: PVC (-30 ... +80 °C)

Cable leads: 4 x 0.13 mm² (AWG26), PVC insulated

Cable lead colours: Yellow, white, green, brown (DIN 47100)

Conductor: Flexible Cu wire (DIN-VDE 0295)

Sensor element

Type: Silicon-based MEMS sensor

Electromagnetic compatibility: EN 61326-1

Temperature cycling: IEC 68-2-14

Pressure

Accuracy: +/- 0.25 bar

Accuracy at 25 ... 80 °C: +/- 0.2 bar

Response time: < 1.5 s

Resolution: RPS*: 0.02 bar

RPD*: 0.01 bar

Temperature

Measuring range: 0 ... 100 °C

Accuracy: +/- 3 °C

Accuracy at 25 ... 80 °C: +/- 1 °C

Response time (63.2 %): < 1.5 s

Resolution: RPS*: 0.5 °C

RPD*: 0.01 °C

*: (0-10 bar)

Note:

If the sensor has been correctly connected to RESOL controller, the required grounding of the sensor is ensured. The grounding resistance between pipe and sensor GND must be lower than 10 Ω.

Grundfos Direct Sensor™ RPS 0-10 bar

Analogue sensor incl. fitting and connection cable

Price bracket B | Article no.: **130 000 40** (Solar/DHW)

Price bracket B | Article no.: **130 002 20** (Heating)

Grundfos Direct Sensor™ RPD 0-10 bar

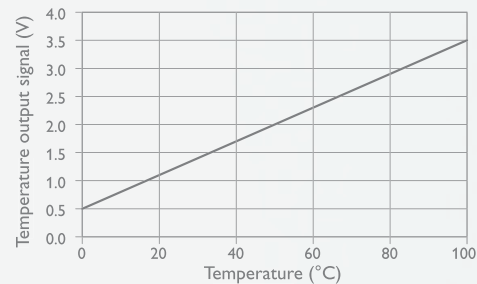
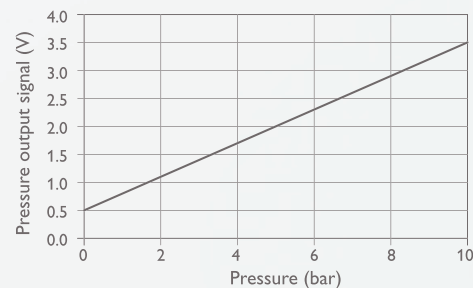
Analogue sensor incl. fitting and connection cable

Price bracket B | Article no.: **130 000 90** (Solar/DHW)

Price bracket B | Article no.: **130 002 50** (Heating)

For mounting information see the manual of the corresponding sensor.

Output signals RPS 0-10 bar



Electrical data

	RPS 0-10 bar	RPD 0-10 bar
Power supply	+5V $\overline{\text{---}}$	+5.5V $\overline{\text{---}}$
Power consumption	< 50mW	< 50mW
Output signals	Ratiometric	RESOLVBus® protocol V3
Pressure signal	0.5 ... 3.5V	RESOLVBus® protocol V3
Temperature signal	0.5 ... 3.5V	RESOLVBus® protocol V3
RESOLVBus® refresh rate	---	250 ms
Baud rate	---	9600 Bd
Load impedance	> 10 kΩ	> 10 kΩ

Do you have any further questions? We have the answers:

© RESOL – Elektronische Regelungen GmbH ■ info@resol.com ■ www.resol.com